

**Appendix - 1**  
**(Referred to in Paragraph No.1.4)**  
**Grants indicating persistent savings**

(₹ in crore)

Sl. No.	Number and name of the grant	Amount of savings				
		2015-16	2016-17	2017-18	2018-19	2019-20
<b>Revenue (Voted)</b>						
1	5-Home and Transport Department	0 (0)	13.15 (0)	36.39 (1)	401.87 (5)	576.26 (7)
2	6-Infrastructure Development	2.80 (29)	11.98 (47)	6.56 (73)	0.28 (3)	0.15 (0)
3	8-Forest, Ecology & Environment	68.68 (5)	32.09 (2)	83.80 (5)	115.48 (7)	86.43 (5)
4	15-Information Technology	8.30 (4)	0.80 (0)	0.60 (0)	0.46 (0)	66.57 (34)
5	16-Housing	1.68 (0)	259.51 (7)	492.58 (11)	915.89 (24)	467.63 (13)
6	18-Commerce and Industries	183.51 (17)	37.43 (4)	133.47 (13)	132.13 (11)	239.65 (18)
7	19-Urban Development Department	663.19 (9)	673.13 (7)	767.74 (7)	353.14 (4)	940.19 (9)
8	20-Public Works	2829.67 (11)	0 (0)	202.42 (7)	102.50 (3)	596.68 (18)
9	25-Kannada and Culture	20.22 (6)	35.62 (11)	38.89 (10)	82.02 (26)	28.54 (12)
10	27-Law	45.28 (7)	72.89 (11)	79.63 (10)	59.28 (6)	61.67 (6)
<b>Revenue (Charged)</b>						
1	5-Home and Transport Department	38.34 (84)	0.37 (8)	0.36 (16)	0.03 (0)	0.02 (0)
2	8-Forest, Ecology & Environment	199.41 (33)	146.34 (49)	0 (0)	358.62 (93)	19.81 (98)
3	16-Housing	28.08 (18)	0.67 (1)	0 (0)	0 (0)	0 (0)
4	19-Urban Development Department	0 (0)	0.12 (25)	0 (0)	620.38 (100)	675.91 (100)
5	20-Public Works	8.93 (34)	10.74 (39)	0 (0)	17.88 (56)	27.81 (70)
6	27-Law	37.61 (100)	0 (0)	0 (0)	63.44 (9)	46.17 (18)
<b>Capital (Voted)</b>						
1	5-Home and Transport Department	0.17 (0)	0 (0)	12.54 (2)	108.46 (13)	101.24 (12)
2	6-Infrastructure Development	176.05 (23)	5.12 (0)	21.26 (3)	37.74 (6)	41.56 (7)
3	8-Forest, Ecology & Environment	0.01 (0)	0.57 (1)	10.00 (50)	0.14 (1)	50.35 (43)
4	18-Commerece and Industries	104.27 (13)	54.42 (12)	41.15 (4)	576.29 (38)	416.18 (37)
5	19-Urban Development Department	85.83 (4)	1338.68 (28)	268.73 (5)	328.40 (6)	3380.77 (38)
6	20-Public Works	231.37 (3)	532.90 (7)	45.44 (1)	1147.20 (13)	1388.49 (17)
7	24-Energy	44.82 (5)	41.12 (4)	0 (0)	12.95 (1)	0 (0)
8	25-Kannada and Culture	0.88 (5)	2.34 (8)	2.26 (4)	12.27 (30)	80.27 (62)
9	27-Law	0 (0)	0 (0)	0.50 (1)	1 (40)	0 (0)
<b>Capital (Charged)</b>						
1	5-Home and Transport Department	25.19 (50)	0 (0)	0.01 (0)	0 (0)	0 (0)
2	16-Housing	0.20 (0)	0 (0)	0.74 (0)	0.01 (0)	0.03 (0)
3	19-Urban Development Department	-8.05 (0)	0.39 (9)	0 (0)	0 (0)	0 (0)
4	20-Public Works	0.39 (1)	14.08 (33)	0 (0)	0 (0)	0 (0)

**Note:** Figures in brackets indicate percentage of savings to total provision

**Source:** Appropriation Accounts of relevant years.

**Appendix - 2**

*(Referred to in Paragraph No. 1.7 and 1.11)*

**Annual return on review of entrustment of autonomous bodies audited under Section 19(2), 19(3) and 20(1) of the C&AG's (DPC) Act, 1971**

Sl No	Name and Address of Institution audited under Section	Period of entrustment of audit by Govt under Section	Year up to which accounts rendered	Year up to which audit report issued	Placement of audit reports before the Legislature	Year to which accounts due	Period of delay in submission of accounts up to 30 <sup>th</sup> June 2020
1	Karnataka Slum Development Board, Bangalore U/s 19(3)	2017-18 to 2021-22 U/s 19(3)	2018-19	2017-18 (2018-19 SAR issued on 02.06.2020)	2017-18	2019-20	3 months
2	Bangalore Water Supply and Sewerage Board, Bangalore U/s 19(3)	2017-18 to 2021-22 U/s 19(3)	2017-18	2017-18 (2018-19 accounts submitted on 19.05.2020)	2017-18	2018-19 2019-20	2019-20 3 months
3	Karnataka Housing Board U/s 19(3)	2016-17 to 2020-21 U/s 19(3)	2017-18	2016-17 (2017-18 SAR issued on 02.06.2020)	2016-17	2018-19 2019-20	2018-19 12 months 2019-20 3months
4	Karnataka Urban Water Supply & Drainage Board U/s 19(3)	2015-16 to 2019-20 U/s 19(3)	2018-19	2018-19 issued on 07.04.2020	2016-17	2019-20	3 months
5	Bengaluru Development Authority U/s 19(3)	2020-21 to 2024-25 U/s 19(3)	2018-19	2017-18 & 2018-19 issued on 29.01.2021	2016-17	2019-20	3 months
6	Karnataka State Legal Services Authority U/s 19(2)	U/s 19 (2)	2017-18	2017-18 & 2018-19 accounts submitted on 02.06.2020	2015-16	2018-19 & 2019-20	2019-20 3 months
7	Karnataka State Human Rights Commission Bengaluru U/s 19(2)	U/s 19 (2)	2018-19	2017-18 & 2018-19 issued on 28.05.2020	2016-17	2019-20	3 months
8	Karnataka Real Estate Regulatory Authority U/s 19(2)	U/s 19 (2)	The authority which was constituted on 14.07.2017 was yet to submit accounts since inception.				
9	Karnataka Biodiversity Board U/s 20 (1)	U/s 20 (1)	2018-19	2018-19 (16.03.2020)	2017-18	2019-20	3 months
10	Compensatory Afforestation Fund Management and Planning Authority U/s 20 (1)	U/s 20 (1)	2014-16	2014-16	Not yet placed	2016-17 onwards	03 years
11	Karnataka Industrial Areas Development Board U/s 19(3)	2019-20 to 2023-24 U/s 19(3)	2018-19	2018-19	2017-18	2019-20	03 months
12	Karnataka State Khadi and Village Industries Board U/s 19(3)	2017-18 to 2022-23 U/s 19 (3)	2018-19	2018-19	2017-18	2019-20	3 months
13	Karnataka Electricity Regulatory Commission U/s 19(2)	U/s 19(2)	2018-19	2017-18	2017-18	2019-20	3 months

**Appendix - 3**  
**(Referred to in Paragraph No.1.10.1)**  
**Year-wise breakup of outstanding Inspection Reports and Paragraphs issued up to 31st March 2020**

Sl. No	Department	Less than One Year		1 to 2 years		2 to 5 years		5 to 10 years		More than 10 years		Total	
		No. of IRs	No. of Paras	No. of IRs	No. of Paras	No. of IRs	No. of Paras	No. of IRs	No. of Paras	No. of IRs	No. of Paras	No. of IRs	No. of Paras
1	Forest & Ecology & Environment	25	254	34	395	74	501	140	578	0	0	273	1,728
2	Transport	31	240	29	142	107	329	76	147	0	0	243	858
3	Public Works Department	55	567	46	329	165	1,023	158	545	0	0	424	2,464
4	Infrastructure Development	2	15	2	13	6	44	5	20	0	0	15	92
5	Information Technology, Biotechnology and Science & Technology	1	5	1	7	8	56	9	35	0	0	19	103
6	Home Department	89	779	16	114	66	246	88	247	156	276	415	1,662
7	Housing Department	2	27	1	6	6	51	11	57	45	91	65	232
8	Urban Development Department	9	90	20	247	25	222	63	354	58	144	175	1,057
9	Law Department	75	483	5	33	15	68	44	148	127	235	266	967
10	Industries and Commerce	0	0	7	44	39	196	39	227	10	12	95	479
11	MSME & Mines	5	70	18	165	34	156	53	255	5	21	115	667
12	Tourism	0	0	7	35	9	59	4	106	0	0	20	200
13	Factories and Boilers	0	0	0	0	7	31	0	0	0	0	7	31
14	Endowment	0	0	0	0	6	81	4	41	3	12	13	134
15	Kannada & Culture	0	0	3	18	19	96	45	269	42	140	109	523
16	Energy	0	0	0	0	19	47	4	8	0	0	23	55
	<b>Total</b>	<b>294</b>	<b>2,530</b>	<b>189</b>	<b>1,548</b>	<b>605</b>	<b>3,206</b>	<b>743</b>	<b>3,037</b>	<b>446</b>	<b>931</b>	<b>2,277</b>	<b>11,252</b>

**Appendix - 4**

*(Referred to in Paragraph No.1.10.2)*

**Details of Departmental Notes pending as of 31 December 2021 (Excluding General and Statistical Paragraphs)**

Sl. No.	Department	2003-04	2004-05	2005-06	2006-07	2007-08	2008-09	2009-10	2010-11	2011-12	2012-13	2013-14	2014-15	2015-16	2016-17	2017-18	2018-19	Total
1	Forest, Ecology & Environment	--	--	--	--	--	--	--	--	--	--	--	--	--	--	--	3	03
2	Transport	05	01	01	04	04	04	02	03	03	01	--	--	2	--	--	--	30
3	Public Works Department	--	--	--	--	--	--	--	--	--	--	--	--	2	1	--	2	05
4	Infrastructure Development, Ports & Inland Water Transport	--	--	--	--	--	--	--	--	--	--	--	--	--	--	--	--	00
5	Information Technology, Biotechnology and Science & Technology	--	--	--	--	--	--	--	--	--	2	--	--	--	--	--	--	02
6	Urban Development	--	--	--	--	--	--	--	--	--	--	--	--	--	--	--	4	04
7	Housing Department	--	--	--	--	--	--	--	--	--	1	--	--	--	--	--	1	02
8	Home	--	--	--	--	--	--	--	--	--	--	--	--	--	1	--	--	01
9	Industries and Commerce				01		01		01			03	02	03	02	01		14
10	Kannada and Culture		01						01	01		01				01		05
11	Mines and Geology			02		01	01	04			06	02	06	04	03	02		31
12	Tourism								01	01			01		01			04
	<b>Total</b>	<b>05</b>	<b>02</b>	<b>03</b>	<b>05</b>	<b>05</b>	<b>06</b>	<b>06</b>	<b>06</b>	<b>05</b>	<b>10</b>	<b>06</b>	<b>9</b>	<b>11</b>	<b>08</b>	<b>04</b>	<b>10</b>	<b>101</b>

**Appendix - 5**  
**(Referred to in Paragraph No.1.10.3)**  
**Paragraphs to be discussed by the PAC**

Sl. No.	Dept #	2003-04	2004-05	2005-06	2006-07	2007-08	2008-09	2009-10	2010-11	2011-12	2012-13	2013-14	2014-15	2015-16	2016-17	2017-18	2018-19	Total
1	Forest, Ecology & Environment	01	--	--	--	01	--	--	--	01	--	--	01	03*	02	--	03	12
2	Transport	05	01	01	04	04	04	02	03	03	01	--	--	02	--	--	--	30
3	Public Works Department	--	--	--	--	--	--	--	--	--	5			5	1	--	3	14
4	Infrastructure Development, Ports & Inland Water Transport	01	--	--	--	--	--	--	--	--	--	--	--	--	--	--	--	01
5	IT BT-Science & Technology	02	--	--	--	--	--	--	--	--	03	--	--	--				05
6	Home	--	--	--	--	--	--	--	--	--	--	01	--	--	01	--	--	02
7	Housing	--	01	01	--	--	--	--	--	--	--	01	--	--	--	01	01	05
8	UDD	--	--	--	01	01	--	01	04	04	02	03	--	02	03		04	25
9	Industries and Commerce				01		01		01			03	02	03	02	01		14
10	Kannada and Culture		01						01	01		01				01		05
11	Mines and Geology			02		01	01	04			06	02	06	04	03	02		31
12	Tourism								01	01			01		01			04
<b>Total</b>		<b>09</b>	<b>03</b>	<b>04</b>	<b>06</b>	<b>07</b>	<b>06</b>	<b>07</b>	<b>10</b>	<b>10</b>	<b>17</b>	<b>11</b>	<b>10</b>	<b>19</b>	<b>13</b>	<b>05</b>	<b>11</b>	<b>148</b>

\*Includes one standalone report on Administration of NPWLS in Karnataka

**Appendix – 6**  
**(Referred to in Paragraph No. 2.1.1)**  
**Brief of policies**

Sl. No.	Name of Policy	Policy particulars in brief
1	<b>i<sup>4</sup> Policy- IT, ITeS, Innovation &amp; Incentives Policy 2014-2020</b>	The IT Policy announced during 1997 was followed by the ‘Millennium IT Policy’ in 2000 and Information Communication and Technology (ICT) Policy during 2011 which envisaged to foster the growth of the IT industry with a particular thrust on Tier II and III cities <sup>162</sup> . During the year 2014, the Government of Karnataka brought out the Karnataka <b>i<sup>4</sup></b> Policy (IT, ITeS, Innovation, and Incentives Policy) wherein several incentives were proposed to be offered to new IT/ITeS and other knowledge-based sectors to set up their facilities in Karnataka, apart from imparting skilling.
2	<b>Karnataka Start-up Policy 2015-2020:</b>	<b><i>To give wings to start-ups in the State through strategic investment and policy interventions by leveraging the robust innovation climate in Bengaluru</i></b> - The Startup Policy 2015 was announced in November 2015 and is valid for five years from the date of its notification or till a new Policy is formulated. The objective of the Policy is to promote innovation and to encourage startups, particularly to promote the growth of technology-based startups and to build a robust startup ecosystem in the State. The Policy <i>inter alia</i> had the goals of stimulating the growth of 20000 startups, providing employment to 18 lakh people, creation of a ₹ 2000 crore Fund of Funds for Venture Capital, <i>etc.</i> The strategies included providing incubation facilities, Grant in Aid, Venture Capital, incentives, <i>etc.</i>
3	<b>Animation Visual effects, Gaming &amp; Comics (AVGC) Policy 2012-2017 and 2017-2022</b>	Karnataka was the first Indian State to announce an AVGC Policy in 2012. The Policy was initiated to promote the State as a lucrative outsourcing destination and attract Venture Capital funding in the AVGC sector. This in turn aimed at providing employment to educated youth and bridge the gap in the demand and supply of skilled resources. The Policy was revised during 2017. The main activity taken up under this Policy was digitalising traditional art colleges.
4	<b>Karnataka Electronic System Design and Manufacturing (KESDM) Policy 2013-2017 and 2017-2022</b>	The National ESDM Policy was notified by the Government of India in the year 2012 with an explicit aim of transforming India into a premier ESDM hub. As per KESDM Policy 2013, Karnataka’s Electronics Manufacturing Cluster (EMC) policy shall provide additional incentives on top of those offered by Government of India’s Electronics Manufacturing Cluster scheme notified by DeitY <sup>163</sup> . The KESDM Policy was conceptualised in 2013 to make Karnataka the leading contributor to India’s ESDM sector, generate over 20 <i>per cent</i> of the country’s total ESDM exports target of USD 80 billion by 2020, make Karnataka the country’s preferred destination for investments in ESDM sector and generate at least 240,000 new jobs, meet the target of graduating 25 <i>per cent</i> of India’s PhDs in the sector from the State and aim to achieve 5000 patent filings in ESDM sector in Karnataka by 2020.

<sup>162</sup> The cities are classified based on their population. In Karnataka only Bengaluru is classified as Tier-1 city and all other places are classified under tier 2/3.

<sup>163</sup> DeitY later renamed as Ministry of Electronics and Information Technology (MeitY).

## Appendix -7

(Referred to in Paragraph No. 2.1.4)

Table showing list of strategies and their progress

Sl. No.	Policy	Strategy /initiative	Whether promotional (Yes) or not (No)	Implemented/ not Implemented	Not Available	Discontinued
1	i <sup>4</sup>	Single window	Yes (facility)	Yes		
2	i <sup>4</sup>	E-LILA	Yes	No		
3	i <sup>4</sup>	Mega Projects	Yes	No		
4	i <sup>4</sup>	Stamp duty exemption	Yes	No		
5	i <sup>4</sup>	Essential services	Yes		Yes	
6	i <sup>4</sup>	Brand Bangalore	Yes			Yes
7	i <sup>4</sup>	Reimbursement of PF/ESI	Yes	No		
8	i <sup>4</sup>	Concessional Power Tariff	Yes	No		
9	i <sup>4</sup>	Exemption from Karnataka Industrial Employment (Standing Orders) Rules 1946	Yes		Yes	
10	i <sup>4</sup>	Strengthening Karnataka's leadership position by using IT/ITeS to transform society and giving better access to SME's and startups	Yes		Yes	
11	i <sup>4</sup>	Skilling- YuvaYuga	No			Yes
12	KAVGC	Development of Quality Human Resources	Yes		Yes	
13	KAVGC	Development of AVGC Business through policy initiatives- Brand Karnataka	Yes		Yes	
14	KAVGC	Focus on Awareness and Entrepreneurship	Yes		Yes	
15	KAVGC	KAVGC promotion	Yes		Yes	
16	KAVGC	Fiscal Incentives and Concessions	Yes	No		
17	KAVGC	Public-Private Partnership for promotion of Fine Art Schools	No	Yes		
18	KAVGC	KAVGC Centre of Excellence	No	Yes		
19	KAVGC	KAVGC Venture Capital Fund	No	Yes (partial- yet to disburse)		
20	KAVGC	Infrastructure Development – KAVGC Parks	No	No		
21	Startup	Venture funds	No	No		
22	Startup	Capacity Building – workshops	Yes		Yes	
23	Startup	Incentive and concessions	Yes	Yes		
24	Startup	Enablement- Startup Cell	Yes	Yes		
25	Startup	NAIN	No	Yes		
26	Startup	TBI	No	Yes		
27	Startup	Idea2PoC	No	Yes		

**Appendix – 7 (Contd.)**

Sl. No.	Policy	Strategy /initiative	Whether promotional (Yes) or not (No)	Implemented/ not Implemented	Not Available	Discontinued
28	Startup	CIF	No	Yes		
29	Startup	Grand Challenge	No			Yes
30	KESDM	Preferential Market Access (PMA) Policy	Yes			Yes (GO issued- No beneficiary data)
31	KESDM	Semiconductor IP and Fables Chip Design fund	No	No		
32	KESDM	Sign MoUs with identified “sister-cities” in other countries, and engage with the 50 top ESDM companies of the world to pro-actively invite investments into the state.	Yes	No		
33	KESDM	Innovation Promotion	Yes		Yes	
34	KESDM	Incentives	Yes	Yes		
35	KESDM	Setting up of 3 innovation centres	No	Yes		
36	KESDM	Establishment of 7 ESDM clusters	No	Yes		
<b>Total</b>			<b>22 Nos.</b>	<b>13 Nos. – Yes 10 Nos. – No</b>	<b>9 Nos.</b>	<b>4 Nos.</b>

**Total 36 Policies**

- ❖ No of promotional strategies – 22 out of 36.
- ❖ Total number of policies not implemented – 10 out of 36.
- ❖ Total number policies for which details of implementation not available – 9 Nos out 36.
- ❖ Total number of strategies abandoned – 4 Nos out of 36.



**Appendix – 8***(Referred to in Paragraph No. 2.1.5)*

Statement showing details of unutilised balances by the end of March 2020 by KITS without UCs.

Policy- Head of Account	Interest (₹ in crore)	Total Closing Balance including interest (₹ in crore)
Wi-Fi	2.16	25.58
Yuva Yuga	1.00	11.37
Semiconductor	3.19	8.82
NAIN	0.81	3.34
ICT	6.11	6.61
<b>Total</b>	<b>13.28</b>	<b>55.73</b>

**Appendix – 8A***(Referred to in Paragraph No. 2.1.5)*

Statement showing Details of grants released to KEONICS and pending UCs.

Year	Grant amount- ₹ in lakh	Purpose	UC received	Remarks
2015-16	652	IT promotion	444	Partly furnished- Balance - ₹ 208 lakh
2016-17	900	KWINGS/Parks/Wi-Fi	803	Partially furnished for – Balance - ₹ 97 lakh
<b>Total</b>	<b>1,552</b>		<b>1,247</b>	<b>Balance - ₹ 305 lakh</b>

**Appendix – 9**  
**(Referred to in Paragraph No. 2.1.9)**

**Statement showing Grand Challenge call-wise status**

Sl. No.	Calls No /Month	Challenge	Host Department	Solution/Product developed	Status
1	1/ Aug 2016	To build a technology enabled system for real time monitoring of quality of sewage water discharge in urban areas.	Urban Development Department (UDD) Bengaluru Water Supply and Sewerage Board (BWSSB)	<b>Winner: Greenenvironment Innovation &amp; Marketing, India (P) Ltd.</b> <b>Solution:</b> Building a Real Time Quality Monitoring System for water & Sewage Management. Grant released for Phase 1 – ₹ 10 lakh; Phase 2 – ₹ 20 lakh (First tranche).	The target was to install 50 units of Real Time Monitoring Systems. Permission for only four centers was belatedly given by BWSSB on 21 January 2020. The project could not be scaled up due to a lack of support from Government Department. It was replied that (October 2020) further tranches were not released as the UC was not submitted by the Grantee.
2	2/ Oct 2016	A technology enabled system for early detection and warning of plant diseases and pest infestation in different crops	Agriculture, Horticulture	<b>Winner- AgNext Technologies Pvt Ltd</b> <b>Solution:</b> Pest mitigation platform through photo-based infestation, detection Grant released for Phase 1 – ₹ 10 lakh; Phase 2 – ₹ 20 lakh (First tranche - May 2018)	AgNext had installed the device for 12 crops (up to April 2019) in 573.5 acres in Mysuru and Bangalore Rural district with plots of around 50 acres of area for each of the 12 crops. Further performance and fresh orders from the Government/others was not forthcoming. It was replied that (October 2020) further tranches were not released as the UC were not submitted by the Grantee.
3	3/ Nov 2016	Build a technology enabled system to ensure effective delivery of primary health services through meaningful, transparent and democratic engagement of communities.	Health and Family Welfare	<b>Winner: Janitri Innovations Pvt Ltd</b> <b>Solution:</b> It is a mobile-based labour (maternity ward) monitoring of the patient and generates alerts in case of any complication to help health care providers in decision making. Grant released for Phase 1 – ₹ 10 lakh; Phase 2 – ₹ 30 lakh (January 2019 and July 2019 – two tranches)	The device was installed (up to April 2019) in 60 hospitals in Kalaburagi district as identified by NHM. The training of staff nurses also has been completed for use of the device. It was replied that (October 2020) that it was expected to be adopted in more districts. However, no firm commitment had been given by the Host Department.
4	4/April 2017	Solutions for Tackling under-nutrition and Calorie-Protein-Micronutrient Deficiencies in children, adolescents and adults.	Department of Health and family welfare; Department of Women and child welfare	<b>Winners</b> <b>1. Bloom Fresh Edibles</b> <b>Solution:</b> The solution was designed to help a mother as she begins the process of weaning her child off breast milk and introducing more textured foods. Grant released – Phase 1 ₹ 8 lakh; Phase 2 – Nil. <b>2. St John's Research Institute, Bangalore (CBCI Society)</b> <b>Solution:</b> A cost effective, culturally acceptable food with minimal preparation was proposed that was similar in	Both pilot projects were reported as developed under (Phase1) (December 2019 and July 2020). However, the Phase 2 winner was not yet declared by the end of September 2020 for pilot implementation. It was replied (October 2020) that the awardees did not come up with a plan for commercialisation and the draft was not satisfactory and no extension was allowed as the MoA period with IKP had ended.

## Appendix – 9 (Contd.)

Sl. No.	Calls No /Month	Challenge	Host Department	Solution/Product developed	Status
				composition to the ready to use therapeutic food (RUTF). Grant released – Phase 1 ₹ 8 lakh; Phase 2 – Nil.	
5	5/ Aug 2017	Solutions for Reducing the Traffic congestion in Bengaluru City,	Transport Department.	<b>Winners</b> <b>Snap Commute Labs Pvt Ltd</b> <b>Solution:</b> The solution is a mobile app (Challo) that allows commuters to check availability, compare costs and commute times across all available commute options by combining real-time vehicle GPS and live traffic updates. Grant released for Phase 1 – ₹ 9.86 lakh;	<b>Snap Commute:</b> KITS sought (05 November 2019) for financial support of ₹ 20 lakh from BMTC and support to share real time data. BMTC agreed (after much correspondence from February 2018) to share data only during November 2019, but declined to support by way of grant of ₹ 20 lakh sought for by the Department of ITBT. Further performance was not forthcoming as no further progress was
5				Phase 2 – ₹ 12 lakh (July 2019) <b>ZerotoOne Technologies Pvt ltd</b> <b>Solution:</b> Fae bikes. The solution is an electric scooter share service. Grant released for Phase 1 – ₹ 9.88 lakh; Phase 2 – ₹ 16 lakh (July 2019)	reported and was available with the department. <b>ZerotoOne:</b> Status of implementation of share service was not available with the Department of ITBT as no progress report was available.
6	6/ Aug 2017	Solutions for Water Conservation	Urban Development Department; Karnataka Urban Water Supply and Drainage Board (KUWS&DB)	<b>Winners:</b> <b>1. Openwater.in Pvt Ltd</b> <b>Solution:</b> A solar-powered water treatment plant that helps recycle wastewater to potable water and also make the water reusable for discharge and agricultural usage in the community. Grant released for Phase 1 – ₹ 9.79 lakh; Phase-2 – ₹ 10 lakh (July 2019) <b>2. Harvest Wild Organic Pvt Ltd</b> <b>Solution:</b> An alternative to phosphate used in detergents by manufacturing detergents from bio surfactants extracted from agricultural biomass. Grant released for Phase 1 – ₹ 8.90 lakh; Phase 2 – Nil	MoA was entered (April 2019) into with only Openwater.in Pvt. Ltd and the first tranche was paid (11 July 2019). Further progress report was not available with the Department.  MoA with Harvest Wild Organic solutions Pvt. Ltd was not concluded as the awardee did not finalise the plans.

**Appendix – 10***(Referred to in Paragraph No. 2.2.7.2)***Statement showing discrepancies in GIS database of BWSSB**

Discrepancy	Data indicated	No. of records		Length (metres)	
		WSS	UGD	WSS	UGD
Year of Installation	0	8,507	11,068	12,76,289.00	12,42,986.60
	1	0	1	0	428.34
	2	3	0	5.20	0
	5	0	1	0	31.49
	6	0	1	0	49.32
	10	0	10	0	830.51
	11	1	0	22.89	0
	12	1	0	11.27	0
	16	1	0	296.99	0
	17	0	1	0	322.39
	18	1	0	170	0
	93	1	0	226.92	0
	200	0	1	0	116.02
	20,102	5	0	24.95	0
	20,108	1	1	1.92	43.27
	20,112	1	0	54	0
20,141	0	1	0	117.64	
Month of installation	0	29,734	34,450	46,88,649.17	38,81,987.27
	17	0	2	0	80.35
	20	0	1	0	108
	22	1	0	18.56	0
	23	0	14	0	969.22
	27	0	2	0	147.17
	28	0	1	0	119.80
	100	2	0	132	0
	198	0	1	0	154.79
	1,138	1	0	4	0
	3,347	1	0	5.99	0
Diameter of pipe	0	78	266	15,581	37,342.57
	1.5	1	0	6	0
	10	1	0	1.26	0
	15	6	0	248.62	0
	20	3	0	25.00	0
	32	1	0	104.56	0
	38	1	0	240.24	0
	50	126	0	15,603.45	0
	63	614	0	83,376.98	0
	1,50,150	0	1	0	27.29
3,00,100	1	0	5.61	0	
<b>Total</b>		<b>39,093</b>	<b>45,823</b>	<b>60,81,105.58</b>	<b>51,65,862.04</b>

Source: Information derived from GIS database of BWSSB

## Appendix-11 A

(Referred to in Paragraph No. 2.4.2)

Unwarranted BM and SDBC layers though design traffic was less than 1.5 MSA.

Sl. No.	Division	Work Indent	MSA computed	Cost of avoidable BM and SDBC adopted (₹)		Cost of OGPC to be adopted (₹)	Avoidable payment (₹ lakh)
				BM	SDBC		
1	Shivamogga Spl Div	97556	1.4	22,68,750	14,81,250	10,50,825	26.99
2	Shivamogga Spl Div	97559	1.4	26,73,750	17,03,477	12,15,866	31.61
3	Shivamogga Spl Div	97563	1.4	21,76,875	13,73,250	10,42,693	25.07
4	Shivamogga Spl Div	97562	1.4	29,06,619	13,98,566	12,95,014	30.10
5	Ramnagara	80263	0.99	35,74,698	22,85,388	17,09,659	41.5
6	Ramnagara	80291	0.99	20,62,500	14,06,250	9,13,275	25.55
7	Ramnagara	80997	0.99	64,00,704	0	NA	64.01
8	Ramnagara	80994	0.99	95,35,193	61,32,892	46,29,772	110.38
9	Belgavi	69485	1	9,65,330.7	6,04,237.28	4,75,648.5	10.93
10	Dharwad	97797	1	23,27,381	14,87,385.5	11,42,810.8	26.72
11	Sirsi	99794	0.6	18,48,148	12,06,889.52	7,89,105.24	22.66
12	Sirsi	99795	0.6	22,56,604	14,13,776	8,62,022.73	28.08
13	Sirsi	99752	0.85	15,42,188	10,63,125	66,3915	19.41
14	Sirsi	99756	0.85	13,43,203	8,77,182.53	5,60,614.68	16.60
15	Sirsi	99758	0.85	18,37,500	12,46,875	7,38,360	23.46
<b>Total</b>							<b>503.07</b>

Appendix-11 B  
(Referred to in Paragraph No. 2.4.2)

Unwarranted BM and SDBC by adopting higher VDF and computing higher MSA.

Sl. No.	Division	Work Indent	MSA computed	Actual MSA	Cost of avoidable BM and SDBC adopted (₹)		Cost of OGPC to be adopted (₹)	Avoidable payment (₹ lakh)
					BM	SDBC		
01	Belgavi	69489	2	0.076	7,58,672	4,74,967.5	3,73,440	8.60
02	Belgavi	73076	2	0.25	26,10,818	1,63,421.1	12,86,183	29.59
03	Belgavi	98697	2	0.11	40,89,725	2,74,998.8	21,58,795	46.81
04	Belgavi	65696	2	0.08	39,91,390	23,02,725	15,96,556	46.98
05	Hunsuru	100448	2	0.09	12,13,435	0	0	12.13
06	Hunsuru	101810	2.3	0.09	39,99,852	0	0	40.00
07	Karwar	115025	3	0.54	8,12,382	5,25,548	3,61,733	9.76
08	Karwar	116833	2	0.038	22,61,250	14,41,803	9,95,963	27.07
09	Karwar	111050	2	0.32	54,58,438	34,89,924	24,53,378	64.95
10	Karwar	111233	2	0.34	25,98,750	16,73,438	12,48,503	30.24
11	Karwar	115023	2.5	0.34	22,35,938	14,20,363	9,20,813	27.35
12	Chitradurga	66352	2	0.09	81,94,348	51,17,327	46,30,970	86.81
13	Chitradurga	66373	2	0.09	85,39,191	55,01,327	45,55,118	94.85
14	Hassan	88718 (3)	2	0.08	11,77,160	7,83,000.1	5,81,217	13.79
15	Hassan	88718 (4)	2	0.06	21,16,625	14,07,894	10,45,058	24.79
16	Hassan	88718 (5)	2	0.06	4,98,029	3,31,269.3	2,45,900	5.83
17	Hassan	88718 (8)	2	0.07	10,97,928	7,30,298.2	5,42,112	12.86
18	Hassan	88718 (9)	2	0.08	8,54,573	5,68,428.3	4,21,934	10.01
19	Hassan	88511(1)	2	0.07	10,75,291	7,15,240.5	5,30,904	12.60
20	Hassan	88511(2)	2	0.06	12,45,074	8,28,173.2	6,14,779	14.58
21	Hassan	88511(3)	2	0.06	13,58,262	9,03,461.6	6,70,635	15.91
22	Hassan	88630(1)	2	0.07	15,85,243	10,54,440	7,82,723	18.57
23	Hassan	88999(1)	2	0.07	10,18,212	6,77,273.9	5,02,770	11.93
24	Hassan	89225(1)	2	0.064	19,84,440	13,19,970	10,27,893	22.77
25	Hassan	89225(2)	2	0.064	18,33,450	12,19,538	9,49,714	21.03
26	Hassan	89225(3)	2	0.076	17,25,600	11,47,800	8,93,820	19.80
27	Hassan	89225(4)	2	0.064	17,04,030	11,33,453	8,82,677	19.55
28	Hassan	89225(5)	2	0.072	30,97,387	17,55,250	12,30,492	36.22
29	Hassan	89225(6)	2	0.07	16,94,531	9,37,520	6,98,312	19.34
30	Hassan	89225(7)	2	0.055	13,33,745	8,87,153.8	6,90,863	15.30
31	Hassan	89225(8)	2	0.069	10,03,005	6,67,158.8	5,19,548	11.51
32	Hassan	89275(2)	2	0.07	17,45,647	11,56,686	7,86,342	21.16
33	Hassan	89275(2)	2	0.065	12,27,909	8,16,750	5,53,259	14.91
34	Hassan	89275(2)	2	0.07	2,48,063	1,65,000	1,11,773	3.01
35	Hassan	89275(2)	2	0.063	7,68,994	5,11,500	3,46,525	9.34
36	Hassan	89275(2)	2	0.076	23,56,594	15,67,500	10,61,869	28.62
37	Hassan	89275(2)	2	0.055	23,87,602	15,88,125	10,75,818	29.00
38	Hassan	89275(2)	2	0.07	9,84,808	6,55,050.9	4,43,752	11.96
39	Hassan	90837(1)	2	0.066	7,65,305	5,09,050.4	3,77,880	8.96
40	Hassan	90837(2)	2	0.065	9,39,465	6,24,894.3	4,63,841	11.01
41	Hassan	90837(3)	2	0.07	5,71,602	3,80,207.2	2,82,203	6.70
42	Hassan	90837(4)	2	0.068	8,35,708	5,55,880.3	4,12,634	9.79
43	Hassan	90837(5)	2	0.076	4,12,006	2,74,050	2,03,396	4.83
44	Hassan	90837(6)	2	0.068	14,03,537	9,33,577	6,92,990	16.44
45	Hassan	90837(7)	2	0.072	5,20,667	3,46,327	2,57,047	6.10
46	Hassan	90837(8)	2	0.07	14,44,285	9,60,680.9	7,13,138	16.92
47	Hassan	90837(9)	2	0.07	9,56,443	6,36,188	4,72,246	11.20
48	Hassan	100812	2	0.066	26,83,125	17,71,875	14,65,796	29.89
49	Hassan	100813	2	0.063	11,17,463	7,30,21.9	6,00,023	12.47
50	Hassan	100814	2	0.07	27,73,339	18,11,782	14,91,794	30.93
51	Hassan	102277	2	0.18	9,10,815	5,94,983.8	5,00,816	10.04
52	Hassan	93583	2	0.16	28,67,268	18,73,023	15,76,627	31.64
53	Hassan	90842	2	0.15	50,00,145	26,56,770	22,36,350	54.21
<b>Total</b>								<b>1,210.66</b>

## Appendix-11 C

(Referred to in Paragraph No. 2.4.2)

Unwarranted BM and SDBC by adopting higher LDF and computing higher MSA.

Sl. No.	Division	Work Indent	MSA computed	Actual MSA	Cost of avoidable BM and SDBC adopted (₹)		Cost of OGPC to be adopted (₹)	Avoidable payment (₹ lakh)
					BM	SDBC		
01	Sirsi	100090	1.55	0.775	25,19,160	16,19,460	9,66,709.66	31.72
02	Sirsi	100125	1.55	0.775	11,19,525	7,31,083.8	4,65,303.5	13.85
03	Sirsi	100190	1.55	0.775	17,67,125	11,86,920	7,16,530.42	22.38
04	Sirsi	100192	1.57	0.785	17,56,533	11,47,107	7,32,682.5	21.71
05	Sirsi	100194	1.55	0.775	15,83,750	10,18,170	6,26,287.68	19.76
06	Sirsi	113738	1.55	0.775	22,27,500	14,82,311	9,83,400	27.26
<b>Total</b>								<b>136.68</b>

**Appendix-12**

*(Referred to in Paragraph No. 2.7)*

**Check measures prescribed in KPWD/KPWA/KFC Codes**

Sl. No.	Code	Rule No	Provision
01	KPWD	109	Measurement Book (MB) forms the basis for all accounts of quantity of work done. Hence Assistant Executive Engineer (AEE) has to ensure that all MBs are carefully accounted and measurements are carefully recorded in them.
02	KPWD	110 (5 and 9)	Check measurement is prescribed at 100% for AEE and 10% to 25% for EE <sup>164</sup> with the aim to detect errors in measurement, to prevent fraudulent entries, to check/ verify whether the works carried out at site and recorded in the MBs are in accordance with the sanctioned plans and estimates and prescribed specifications.
03	KPWD	110 (8)	The AEE to exercise necessary checks to get satisfied that the measurements recorded are accurate. The check measurement certificate recorded by the AEE entitles the Agency executing the work to claim payment from Government funds and hence a false certificate either by the field engineer or by the AEE can be construed as a fraudulent attempt to claim payment from the Government by unfair means.
04	KPWD	110 (14)	Quantities entered in MBs should be traceable to vouchers and entries in the MB and should also be crossed diagonally in Red ink at the time of preparation of the bill
05	KPWD	112 [2(ii)]	In respect of works of contract value more than ₹ 25 lakh, the field engineers have to take independent measurement of the work and enter the same in electronic spreadsheets. The responsibility for the correctness of measurements entirely rests with the field engineer.
06	KPWD	112 [2 (v)]	Hardcopies of spreadsheets of detailed measurements shall be bound, numbered and stored, and shall be considered as MBs as referred to in the manuals and codes.
07	KPWD	220 (1)	Register of works, a permanent and collective record of expenditure incurred on all works carried out during the year, is to be maintained by the Division office and posted monthly.
08	KPWD	220	A permanent and collective record of expenditure incurred on all works carried out during the year should be maintained in the Divisional Office in the Register of works.
09	KPWA	24 (A)	The Divisional Accountant assisted by Accounts Clerks is responsible to verify the correctness of quantities and rates claimed in works bills with reference to MBs, estimates, agreements.
10	KFC	49	Drawing and Disbursing Officer (DDO) is responsible to ensure that payments are made to the person actually entitled to receive it and the Divisional Officer (EE) is responsible for financial regularity of the transactions of the Division.
	KPWA	44	
11	KPWA	203 (c)	The bills received from the contractors for supply of goods/execution of works along with relevant records like MBs are to be recorded in the Sub Divisional Bill Register (SBR) and forwarded to the Division office for scrutiny and payment. The bills received with the relevant records are recorded in the Divisional Bill Register (DBR) and forwarded to Accounts Section for scrutiny and payment. The SBR Number indicates the reference to the entry in SBR while the BR Number indicates the reference to its entry in the DBR.
12	KPWA	222	In case of a Running Account bill the AEE should further see that relevant entries have been checked with the previous bill.

<sup>164</sup> 10% for works costing up to ₹ 25 lakh and 25% for works costing more than ₹ 25 lakh.



## Appendix-13 A

(Referred to in Paragraph No. 2.7)

Payment made to the same contractor twice – by referring to the same eMBs.

Sl. No.	Work Indent/ Agreement No.	Contractor/ tendered amount	MB ref and Page No.	Type of RA Bill	Amt paid (₹)	Additional payment (₹)	Remarks
1	2	3	4	5	6	7	8
01	64936/ 265(02-2018)	Suresh D Thatte	eMB-131, Pg 01-14	1 <sup>st</sup> and Part	51,26,703	19,14,233	Payment of ₹ 19.14 lakh was superfluous as the work was already paid through 1st and part and 2nd and final. The reference of MB for 2nd and part bill relates to RA bill 1st and part which was paid for.
		₹ 91,50,005	eMB-131, Pg 15-25	2 <sup>nd</sup> and Final	43,85,859		
			eMB-131, Pg 01-04	2 <sup>nd</sup> and Part	19,14,233		
02	84167/ 112(01-2019)	Shivaputrappa H Hatti	eMB 197 Pg 01-05	1 <sup>st</sup> and Part	18,44,366	16,42,830	2nd and part bill was not admissible as final bill was paid and page No 6 & 7 of e-MB 197 is part of page nos 6 to 13 related to measurements of 2nd and final bill.
		₹ 72,74,343	eMB 197 Pg 06-13	2 <sup>nd</sup> and Final	63,02,851		
			eMB 197 Pg 06-07	2 <sup>nd</sup> and Part	16,42,830		
03	70833/ (112/12- 2017)	Somanagouda S Patil	eMB-96 Pg 10-13	2 <sup>nd</sup> and part	5,80,273	14,93,974	The 3rd and final bill for the work which was drawn and paid during March 2018 had measurements at page numbers 14 onwards of e-MB 96.
		₹ 1,78,34,126	eMB-96 Pg 14-15	2 <sup>nd</sup> and part	14,93,974		
04	84266/ (200/02- 2019)	Somanagouda S Patil	eMB-206 Pg 13-23	2 <sup>nd</sup> and final	1,55,53,181	12,10,910	The two bills were paid in the same month i.e., March 2019. Moreover, pages 13 and 14 of the eMB are common for both bills.
		₹ 2,14,33,767	eMB-206 Pg 13-14	2 <sup>nd</sup> and part	12,10,910		
05	87883/ (89/01-2019)	Veerupakshappa Lingashetter	eMB-235 Pg 01-14	1 <sup>st</sup> and part	33,11,932	14,23,944	Two bills have been drawn and paid as 1st and part for the same work. Page numbers 1 to 3 of e-MB 235 is common in both the cases.
		₹ 34,13,874.75	eMB-235 Pg 01-03	1 <sup>st</sup> and part	14,23,944		
06	87024 (109/01- 2019)	Venkatesh Kartagi	eMB-194 Pg 16-20	2 <sup>nd</sup> and final	3,43,562	10,82,064	2nd and part was additional as the 2nd and final bill was being paid for the work. Page Nos 16 to 18 of eMB 194 is common in both cases.
		₹ 16,03,555.49	eMB-194 Pg 16-18	2 <sup>nd</sup> and part	10,82,064		
					<b>Total</b>	<b>87,67,955</b>	

## Appendix-13 B

(Referred to in Paragraph No. 2.7)

## Payment made to the same contractor twice – by referring to the different MBs/eMBs.

Sl. No.	Work Indent/ Agreement No.	Contractor/ tendered amount	MB ref and Page No.	Type of RA Bill	Amt paid (₹)	Additional payment (₹)	Remarks
01	77534/215(01-2018)	Venkoba Wodeyar	1093, Pg 24-61 & 100-107	1 <sup>st</sup> and Final	25,81,165	5,99,900	As the tendered work is certified as completed in ₹ 25.81 lakh bill, recording of measurements for ₹ 5.99 lakh as another 1st and final bill was superfluous.
		₹ 25,86,959	1141, Pg 22-23	1 <sup>st</sup> and Final	5,99,900		
02	77550/231(02-2018)	Veeresh S Megalamath	1125 Pg 02-15	1 <sup>st</sup> and Part	39,63,328	3,10,203	Out of four bills only two i.e., 1st and part and 2nd and final were valid. As one 1st and part bill was already paid and 2nd and final bill recorded/paid, there was no scope for recording additional measurements.
		₹ 96,37,078	862 Pg 112	1 <sup>st</sup> and Part	3,10,203		
			1125 Pg 16-38	2 <sup>nd</sup> and Final	56,72,826	8,39,000	
			1044 Pg 42-50	2 <sup>nd</sup> and Part	8,39,000		
03	89398/154(01-2019)	Alimpasha	992 Pg 32-40	1 <sup>st</sup> and Final	9,32,854	4,33,813	The work was completed on 14/3/2019 and recorded on 16/3/2019 whereas the measurements for 1st and part bill has been recorded on 18/3/2019.
		₹ 8,45,924	762 Pg 111-112	1 <sup>st</sup> and Part	4,33,813		
04	67424/125(01-2018)	Prasad Sankranthi	983 Pg 43-47	1 <sup>st</sup> and Part	51,73,331	15,62,890	2nd and part bill amounting to ₹ 15.63 lakhs was not admissible as final bill was paid. In both the 2 <sup>nd</sup> bills the previous payment was shown as ₹ 51,73,331 which indicates fraudulent payment in one case.
		₹ 1,31,52,649	983 Pg 48-55	2 <sup>nd</sup> and Final	79,78,856		
			995 Pg 73-76	2 <sup>nd</sup> and Part	15,62,890		
05	279 (3-2019)	B Zabeer	1148 Pg 3-5	1 <sup>st</sup> and Final	2,66,551	2,66,731	Two final payments have been made to the same contractor for the same work. Hence one payment is considered as additional.
		₹ 2,99,139	1149 Pg 1	1 <sup>st</sup> and Final	2,66,731		
06	276 (3-2019)	Hayathpeer	1148 Pg 9-11	1 <sup>st</sup> and Final	2,66,645	2,66,066	Two final payments have been made to the same contractor for the same work. Hence one payment is considered as additional.
		₹ 2,98,158	1149 Pg 3-4	1 <sup>st</sup> and Final	2,66,066		

## Appendix – 13 B (Contd.)

Sl. No.	Work Indent/ Agreement No.	Contractor/ tendered amount	MB ref and Page No.	Type of RA Bill	Amt paid (₹)	Additional payment (₹)	Remarks
07	284 (3-2019)	Lingashettar	1021 Pg 99-100	1 <sup>st</sup> and Part	2,29,076	2,32,132	Two final payments have been made to the same contractor for the same work. Hence one payment is considered as additional.
		₹ 1,85,040	942 Pg 116	1 <sup>st</sup> and Final	2,32,132		
08	64932/ (283/03-2018)	Suresh D Thatte	eMB-132 Pg 19-23	2 <sup>nd</sup> and final	43,42,737	38,89,193	Measurements for 2nd & part and 2nd & final bill was recorded on 13/3/18 and 16/3/2018 respectively. However, both were certified as check measured on the same day (17/3/2018) by the same AEE.
		₹ 1,70,96,180	eMB-132 Pg 11-19	2 <sup>nd</sup> and part	38,89,193		
09	70178/ (87/12-2017)	Veerappa B Bisanalli	eMB-89 Pg 14-18	2 <sup>nd</sup> and final	18,70,854	14,68,416	While page reference was not given to e-MB for 2nd and part, both bills were received in Division on the same day i.e., 27/2/2018.
		₹ 2,43,42,557	eMB-89	2 <sup>nd</sup> and part	14,68,416		
10	70890/ (116/12-2017)	Mallappa Neelappa Gouda	eMB-107 Pg 15-23	2 <sup>nd</sup> and final	77,92,909	11,70,852	Two bills serial numbered as 2nd and part and 2nd and final bills were drawn and paid during the same month.
		₹ 1,67,59,585	eMB-107	2 <sup>nd</sup> and part	11,70,852		
11	(195/01-2018)	Satya Prakash	875 Pg 62-66	1 <sup>st</sup> and part	12,11,757	2,23,498	Two 1 <sup>st</sup> and part bills were drawn during March 2018. Moreover, amount paid in two part bills already exceeded the contracted amount.
		₹ 11,95,977	358 Pg 113	1 <sup>st</sup> and part	2,23,498		
12	70888/ (104/12-2017)	Somanagouda S Patil	eMB-90 Pg 18-22	3 <sup>rd</sup> and final	4,02,234	4,18,568	As completion report is enclosed to the final bill, payment made on the other bill with same serial number is superfluous.
		₹ 2,09,49,146	eMB-90 Pg 17	3 <sup>rd</sup> and part	4,18,568		
13	65818/ (74/11-2017)	Rahimansab D Doddamani	1267 Pg 10-16	2 <sup>nd</sup> and part	3,48,736	5,06,784	₹ 95,24,000 has already been paid as seen from the DC bill and recorded at page number 16 of MB 1267, there is no scope of making another payment.
		₹ 1,04,06,719	949 Pg 83	2 <sup>nd</sup> and part	5,06,784		
14	(277/3-2019)	K Raghavendra Rao	1021 Pg 98-99	1 <sup>st</sup> and final	2,65,404	3,98,438	The contract was for repair of watchman shed at Kushtagi IB while both the bills have been drawn and paid towards annual maintenance of Kusthagi IB.
		₹ 3,79,588	1022 Pg 99-100	1 <sup>st</sup> and part	3,98,438		
					<b>Total</b>	<b>1,25,86,484</b>	

## Appendix-13 C

(Referred to in Paragraph No. 2.7)

## Payment made to two contractors for single work indent &amp; agreement

Sl. No.	Work Indent/ Agreement No	Contractor as per Agreement	Contractor to whom paid	Type of RA Bill	Month of payment	Payment made (₹)	Remarks
1	2	3	4	5		6	7
01	88920/ (127/01-2019)	Maresh	Venkatesh	1 <sup>st</sup> and Final	March 2019	8,73,000	1st and final bill amounting to ₹ 23,88,765 has been paid to Maresh, the tendered contractor during the same month (March 2019)
02	87644/ (144/01-2019)	Basavaraj Neelappa Kudukunti	Gurappa Kallur	1 <sup>st</sup> and Final	March 2019	8,44,879	1st and final bill amounting to ₹ 19,10,384 has been paid to Basavaraj Neelappa Kudukunti, the tendered contractor during the same month (March 2019)
03	87883/ (89/01-2019)	Veerupakshappa Lingashetter	Mudakappa Bander	1 <sup>st</sup> and Part	March 2019	33,11,932	It was noticed that bill with same SBR and DBR number has been paid as 1st and part bill to Sri Veerupakshappa Lingashetter for the same amount during March 2019. Moreover, name of the contractor has been changed using correction fluid in the fraudulent bill.
04	88807/ (232/02-2019)	Amaragundappa Teggimani	Sharanappa Byali	Part Bill	March 2019	16,46,668	1st Part and 2 <sup>nd</sup> Final bill amounting to ₹ 23,23,675 and ₹ 9,84,455 respectively has been paid to Amaragundappa Teggimani, the tendered contractor during the same month (March 2019)
				Part Bill		16,40,604	
05	87854/ (82/01-2019)	Yamanoorappa H Nadulamani	Rajendragouda C Patil	1 <sup>st</sup> and Final	March 2019	8,76,937	1st and final bill has been paid to Yamanoorappa H Nadulamani for ₹ 18,39,876 during March 2019.
06	87024/ (109/01-2019)	Venkatesh Kartagi	Basavaraj H Pujar	2 <sup>nd</sup> and Final	March 2019	3,40,000	Name of the contractor changed using correction fluid in the fraudulent bill. Moreover, the tendered contractor has been paid ₹ 3,43,562 towards 2 <sup>nd</sup> and final bill.
<b>Total</b>						<b>95,34,020</b>	

## Appendix-14

(Referred to in Paragraph No. 2.9)

## Statement showing details of execution of absolute sale deeds on bogus documents

SL No	Name of the Applicant	Details of absolute sale deed	Details of site allocated	Value of Site as per the current guidance value	Irregularities noticed by Audit
1	Smt. Shantha Kumari	Sale deed No.977/2016-17 dated 23.06.2016 by Addl. District Registrar, BDA	Site No.1003, HBR I Stage / V Block, (30×40 = 1200 sq ft).	₹ 73.86 lakh @ 6155 /Sq. ft.	<ul style="list-style-type: none"> <li>Comparison of hard and soft copies of CA register revealed that the register was tampered to depict remittance of ₹ 22,450/- on 03.02.1988.</li> <li>Absolute sale deed was carried out based on LCSD document number 5794 /1988-89 of SRO Bangalore South Taluk executed on 17.11.1988. However, as per certified copies of SRO document number 5794/ 1988-89 related to sale deed in the name of Sri. Narayan Reddy executed on 10.08.1988</li> <li>The EC dated 26.06.2016 submitted by the applicant shows the transaction related to above deed was recorded on 17.11.88. However, certified EC dated 09.12.2020, obtained by audit, revealed no such transaction.</li> <li>Allotment register was manipulated to show that land was allotted in the name of applicant</li> </ul>
2	Sri. A.D.William Kumar	No.978/2016-17 dated 23.06.2016 by Addl. District Registrar, BDA	Site No.1013, HBR I Stage / V Block (30×40 = 1200 sq. ft.)	₹ 73.86 lakh @ 6155 /Sq. ft.	<ul style="list-style-type: none"> <li>Comparison of hard and soft copies of CA register revealed that the register was tampered to depict remittance of ₹ 22,450 on 01.02.1988.</li> <li>Absolute sale deed was carried out based on LCSD document number 8991 /1988-89 of SRO Bangalore South Taluk executed on 12.02.1988. However, as per certified copies of SRO, document number 8991/ 1988-89 related to Smt. Shanta Bhai Nemichand executed on 26.10.1988</li> <li>The EC dated 01.06.2016 submitted by the applicant shows the transaction related to above deed was recorded on 12.02.88. However, certified EC dated 09.12.2020, obtained by audit, revealed no such transaction.</li> <li>Allotment register was manipulated to show that land was allotted in the name of applicant.</li> </ul>
3	Sri.Rajendra Kumar	No. 2061/2016-17 dated 27.09.2016 by Addl. District Registrar, BDA	Site No. 1102, HBR Layout, I stage, V Block, (40×60 = 2400 sq.ft.)	₹ 147.72 lakh @ 6155 /Sq. ft.	<ul style="list-style-type: none"> <li>Comparison of hard and soft copies of CA register revealed that the register was tampered to depict remittance of ₹ 43,600 on 15.02.1988.</li> <li>Absolute sale deed was carried out on based on LCSD document number 1927 /1988-89 of SRO Bangalore South Taluk executed on 01.09.1988. However, as per certified copies from SRO, document number 1927 / 1988-89 related to Sri. H.C. Krishnappa executed on 11.05.1988</li> <li>The EC submitted by the applicant shows the transaction related to above deed was executed between 01.04.88 to 31.03.89. However, certified EC obtained by audit from the SRO on 09.12.2020, revealed no such transactions.</li> <li>Allotment register was manipulated to show that land was allotted in the name of applicant</li> </ul>

## Appendix – 14 (Contd.)

SL No	Name of the Applicant	Details of absolute sale deed	Details of site allocated	Value of Site as per the current guidance value	Irregularities noticed by Audit
4	Sri.Srinivasa Reddy	No. 1475/2016-17 dated 26.07.2016 by Addl. District Registrar, BDA	Site No. 1008, HBR Layout, I Stage, V Block, (30×40 = 1200 sqft)	₹ 73.86 lakh @ ₹ 6155 /Sq. ft.	<ul style="list-style-type: none"> <li>• Comparison of hard and soft copies of CA register revealed that the register was tampered to depict remittance of ₹ 22,450 on 18.11.1987.</li> <li>• Absolute sale deed was carried out on based on LCSD document number 5619 /1987-88 of SRO Bangalore South Taluk executed on 12.02.1988 However, as per certified copies from SRO, document number 5619/ 1987-88 related to Sri Gurumurthy executed on 13.10.1987.</li> <li>• The EC dated 24.05.2016 submitted by the applicant shows the transaction related to above deed was executed on 12.02.88. However, certified EC obtained by audit from the SRO on 09.12.2020, revealed no such transaction.</li> <li>• Allotment register was manipulated to show that land was allotted in the name of the applicant.</li> </ul>
5	Smt. Selvarani,	No. 41/2018-19 dated 28.03.2018 Addl. District Registrar, BDA	Site No. 1453, Chandra Layout, I stage, II Phase (60×40 = 2400 sq.ft)	₹ 178.37 lakh @ ₹ 7432.25 per Sq. ft.	<ul style="list-style-type: none"> <li>• Comparison of hard and soft copies of CA register revealed that the register was tampered to indicate remittance of ₹ 11,646 on 17.03.83 by replacing original entry of ₹ 15,181/- pertaining to a different allottee.</li> <li>• Absolute sale deed was carried out on based on LCSD number 5135 /1983-84 of SRO Bangalore North executed on 04.10.1983, However certified copies obtained from SRO indicated document number 5135/ 1983-84 related to Sri. Guranavati executed on 18.02.1984.</li> <li>• Certified EC obtained by audit on 23.12.2020 did not indicate the execution of LCSD in the name of the applicant on 04.10.1983.</li> </ul>
6	Smt. Khamarunnissa	No. 6768/2017-18 dated 18.01.2018 Addl District Registrar, BDA	Site No. 1242, HBR Layout, I stage, V Block (30×40 = 1200 sq. ft.)	₹ 73.86 lakh @ ₹ 6155 /Sq. ft.	<ul style="list-style-type: none"> <li>• As per the allotment register, an amount of ₹ 22450/- was paid on 16.03.89, which was not available in CA Register.</li> <li>• Absolute sale deed was carried out based on LCSD document number 9193 /1989-90 of SRO Bangalore South Taluk executed on 25.05.1989. However, as per the information furnished by SRO, document number 7474/89-90 dated 31.03.90 was the last document executed for the period 1989-90.</li> <li>• The EC obtained by Audit on 09.12.2020 showed that no transactions took place during the period 25.05.1989 to 31.05.1989 confirming the lease deed submitted by applicant was fabricated.</li> <li>• Allotment register was manipulated to show that land was allotted to the applicant.</li> </ul>

## Appendix – 14 (Contd.)

SL No	Name of the Applicant	Details of absolute sale deed	Details of site allocated	Value of Site as per the current guidance value	Irregularities noticed by Audit
7	Sri .C.S.Narasimha Murthy	No. 7738/2017-18 dated 21.02.2018 Addl District Registrar, BDA	Site No. 1128, HBR Layout, I stage, V Block  (60×40 = 2400 sq.ft)	₹ 147.72 lakh @ ₹ 6155 / Sq. ft.	<ul style="list-style-type: none"> <li>An amount of ₹ 43,600 was shown to have been paid on 19.12.87. However, the same was not available in CA Register.</li> <li>Absolute sale deed was carried out on based on LCSD document number 2497 /1988-89 of SRO Bangalore South Taluk executed on 15.06.1988, however certified copies from SRO indicate that document related to sale deed in the name of Sri. Venkatappa Reddy executed on 26.05.1988.</li> <li>The EC obtained by Audit on 09.12.2020 showed that no transactions took place during the period 15.06.1988 to 31.05.1989 confirming that the lease deed submitted by applicant was fabricated.</li> <li>Allotment register was manipulated to show that land was allotted to the applicant</li> </ul>
8	Smt. Chikkathayamma	No. 1182/2016-17 dated 08.07.2016 Addl District Registrar, BDA	Site No. 2143, Kengeri Satellite Town  (25×40 = 1000 sq ft)	₹ 35.30 Lakh @ ₹ 3,530.32/ Sq. ft.	<ul style="list-style-type: none"> <li>An amount of ₹ 1465 was shown to have been paid by the applicant on 17.02.1976. However, the same was not found in CA register.</li> <li>Absolute sale deed was carried out based on LCSD document number 2385 /1976-77 of SRO Bangalore South Taluk on 04.05.1976, however certified copies from SRO indicated that the document related to LCSD executed in favour of KEB.</li> <li>The EC obtained by Audit on 09.12.2020 showed that no transactions took place during the period 04.05.1976 to 31.05.1989 confirming the lease deed submitted by applicant was fabricated.</li> <li>Allotment register was manipulated to show that land was allotted to the applicant.</li> </ul>
9	Sri. Appayyanna,	No. 3519/2017-18 dated 14.09.2017 Addl District Registrar, BDA	Site No. 1989, Kengeri Satellite Town  (50×30 = 1,500 sq. ft.)	₹ 52.95 lakh @ ₹ 3530.32/ Sq. ft.	<ul style="list-style-type: none"> <li>An amount of ₹ 2480 was shown to have been paid by the applicant on 17.03.76. However, the same was not found in CA register.</li> <li>Absolute sale deed was carried out based on LCSD document number 923 /1976-77 of SRO Bangalore South Taluk executed on 08.05.1976, however certified copies from SRO indicated that the document related to LCSD executed in favour of Sri. T.C. Ramaswamy on 13.7.1976.</li> <li>The EC obtained by Audit on 09.12.2020 showed that no transactions took place during the period 08.05.1976 to 31.05.1989 confirming the lease deed submitted by applicant was fabricated.</li> <li>Allotment register was manipulated to show that land was allotted to the applicant.</li> </ul>



## Appendix – 14 (Contd.)

SL No	Name of the Applicant	Details of absolute sale deed	Details of site allocated	Value of Site as per the current guidance value	Irregularities noticed by Audit
10.	Sri.Venkateshappa	Absolute sale deed No. 5436/2018-19 dated 16.10.2018 by Addl District Registrar, BDA	Site No. 843/A, HBR Layout, I stage, III Block (30×40 = 1200 sq.ft)	Rs. 73.86 lakh @ ₹ 6155 / Sq. ft.	<ul style="list-style-type: none"> <li>An amount of ₹ 22450 shown to be paid on 20.12.1987 in the allotment register was not traced in CA register.</li> <li>Absolute sale deed was carried out based on LCSD document number 8437 /1988-89 of SRO Bangalore South Taluk on 13.10.1988, However certified copies from SRO indicated that the document related to sale deed of Smt. Lakshmi executed on 13.10.88</li> <li>The EC obtained by Audit on 01.01.2021 showed that no transactions took place during the period 01.04.1988 to 31.05.1989 confirming that the lease deed submitted by applicant was fabricated.</li> <li>Allotment register was manipulated to show that land was allotted to applicant</li> <li>The applicant was given an alternate site (843/A, HBR layout, 1<sup>st</sup> stage) on cancellation of LCSD No.8437/1988-89 for the site no 785, HBR Layout 1<sup>st</sup> stage.</li> </ul>
11.	Smt. Gulab Jan,	Absolute sale deed No. 5818/2015-16 dated 17.03.2016 was cancelled on 25-04-2017 and alternate site was allotted through deed 285/2017-18 by Addl. District Registrar , BDA	Site No. 1636, HBR Layout, I stage, V Block was cancelled and alternate site no 842, HBR layout, 1 <sup>st</sup> Stage, 3 <sup>rd</sup> Block (30×40=1200 sq.ft) was allotted	Rs. 73.86 lakh @ 6155/Sq. ft	<ul style="list-style-type: none"> <li>An amount of Rs 17450 was shown to have been paid by the applicant on 06.02.88. However, the same was not found in CA register.</li> <li>Absolute sale deed was carried out based on LCSD document number 17457 /1988-89 of SRO, Bangalore South taluk on 19.08.88. However, as per the information furnished by SRO, document number 17213/88-89 dated 31.03.89 was the last document executed for the period 1988-89.</li> <li>The EC obtained by Audit on 09.12.2020 showed that no transactions took place during the period 19.08.1988 to 31.05.1989 confirming that the lease deed submitted by applicant was fabricated.</li> <li>Allotment register was manipulated to indicate that land was allotted to the applicant.</li> <li>The applicant was given an alternate site (842, HBR layout, 1<sup>st</sup> stage) on cancellation of LCSD No. 17457/ 1988-89 vide document No. 284/2017-18.</li> </ul>
12.	Sri.B. Hanumappa	No. 5868/2017-18 dated 21.12.2017 by Addl District Registrar, BDA	Site No. 895/A, HBR Layout, I stage, IV Block (60×40 = 2400 sq.ft)	₹ 147.72 lakh @ ₹ 6155/Sq. ft.	<ul style="list-style-type: none"> <li>Comparison of hard and soft copies of CA register revealed that register was altered to indicate that the cash challan of ₹ 43,600 was paid by the applicant on 03.02.88.</li> <li>The EC dated 26.06.2017 submitted by the applicant shows the transaction related to above deed was recorded on 07.09.88. However, the EC obtained by audit on 09.12.2020 indicated that no transactions took place during the period 07.09.1988 to 31.05.1989 confirming the lease deed submitted by applicant was fabricated</li> </ul>



## Appendix – 14 (Contd.)

SL No	Name of the Applicant	Details of absolute sale deed	Details of site allocated	Value of Site as per the current guidance value	Irregularities noticed by Audit
					<ul style="list-style-type: none"> <li>Allotment register was manipulated to show that land was allotted.</li> <li>Audit also observed that BDA executed ASD with Sri. M. Channakeshava Nayak on 15.7.2004 in respect of the above site.</li> <li>Sri. Hanumappa sold the site (March 2018) and when the third party tried to take possession of the site, the original allottee (wife of Channakeshava Nayak) has approached the High court of Karnataka.</li> </ul>
13.	Smt. C.S. Rukmini	No. 5479/2015-16 dated 26.02.2016 by Addl District Registrar, BDA	Site No. 1625, HBR Layout, I stage, IV Block (30×40 = 1200 sq.ft.)	₹ 73.86 lakh @ ₹ 6155/Sq. ft.	<ul style="list-style-type: none"> <li>Audit observed that the challan of Rs 17450/- was shown as paid by the applicant on 30.12.1987, however same was not traced in CA Register.</li> <li>Absolute sale deed was carried out based on LCSD document number 9736/1988-89 of SRO, Bangalore South Taluk executed on 21.12.1988, however certified copies from the SRO indicated that the document related to LCSD in favour of Sri. D. Loknath executed on 02.12.1988</li> <li>The EC dated 23.12.2015 submitted by the applicant showed that the transaction related to above deed was recorded on 21.12.88. The EC obtained by audit on 09.12.2020 indicated no transactions during the period 21.12.1988 to 31.05.1989 confirming that the lease deed submitted by applicant was fabricated.</li> <li>BDA executed ASD for this site with Shri. Muniraju and Sri.Manjunath on 21-01-2016.</li> <li>Allotment register was manipulated to record that land was allotted to C.S. Rukmini (Vol 3 of HBR I stage). Allotment register had entries for Sri.Muniraju and Sri. Manjunath (Vol 4 of HBR) indicating two entries for a single site in the allotment register.</li> </ul>
14.	Smt. Shanthamma	ASD No. 1368/2018-19 dated 13.06.2018 by Addl District Registrar, BDA	Site No.407, HBR Layout, I Stage, II Block (60×40 =2400 sq.ft).	₹ 147.72 lakh @ ₹ 6155/Sq. ft.	<ul style="list-style-type: none"> <li>Comparison of hard and soft copies of CA register indicated that entries were tampered to depict that the cash challan of ₹ 47400/- was paid by the applicant on 25.02.1988.</li> <li>Absolute sale deed was carried out based on LCSD document number 6378/1988-89 of SRO, Bengaluru South executed on 28.12.1988, however as per certified information from SRO, indicated that the document related to ASD of Sri. Yerappa executed on 25.8.1988</li> <li>The EC dated 16.05.2017 submitted by the applicant shows the transaction related to above deed was recorded on 28.12.88. The EC obtained by audit on 14.12.2020 revealed that no transactions took place during the period 28.12.1988 to 31.05.1989 confirming that the lease deed submitted by applicant was fabricated.</li> <li>BDA executed ASD with Sri. D.N. Vasathkumar on 03.04.2003 in respect of same site.</li> <li>Allotment register was manipulated to show that land was allotted to Smt. Shantamma and entries recorded in Vol I of HBR I stage/ II Block. The allotment register had entries for B.N. Vasanthkumar in Volume 2 of HBR I stage indicating double entries in allotment register for the same site.</li> </ul>

**Appendix-15**

*(Referred to in Paragraph No. 2.13.1)*

**Statement showing stipulated period of completion, funds received, and expenditure incurred for UGD projects as of March 2021**

(₹ in crore)						
Sl No	Name of the town	Scheme	Date of commencement and scheduled date for completion	Revised Estimate	Funds received	Expenditure incurred
1	Kundapura	UIDSSMT	November 2015 to November 2017	48.14	41.84	26.20
2	Nanjangudu	UIDSSMT	October 2007 to April 2009	25.00	22.72	23.68
3	Pandavapura	UIDSSMT	August 2007 to January 2012	10.19	6.82	5.98
4	Soundatti	UIDSSMT	March 2009 to June 2010	32.30	4.77	1.72
5	Kaup	State Plan	October 2015 to July 2016	3.03	1.56	0.77
6	Bantwala	State Plan	March 2009 to October 2010	16.62	8.18	12.69
7	Ullala	State Plan	June 2010 to June 2012	65.71	39.20	22.68
8	Arakalgudu	State Plan	April 2016 to October 2017	39.42	15.36	11.83
9	Bagepalli	State Plan	March 2013 to March 2015	27.70	16.32	15.00
10	Chintamani	State Plan	December 2010 to November 2011	6.03	6.03	5.08
11	Madikeri	State Plan	November 2015 to November 2018	49.56	28.43	25.86
12	Honnavara	State Plan	May 2016 to May 2018	28.00	15.60	13.92
13	Hirekeruru	State Plan	November 2015 to May 2017	8.27	7.04	6.97
14	Kumta	State Plan	May 2016 to May 2018	35.00	33.87	26.37
<b>Total</b>				<b>394.97</b>	<b>247.74</b>	<b>198.75</b>

## Appendix-16

(Referred to in Paragraph No. 2.13.5)

## Statement showing details of UGD works undertaken and its status as of 31-03-2021

Name of ULB		Wet well (No)		Septic Tank (No)		STPs (No)		Sewer line (in KMs)		Manholes (No.)	
		P	E	P	E	P	E	T	E	T	E
Kundapura		5	0	0	0	3	0	39.57	29.20	1,485	1,102
Nanjangudu		3	2	0	0	1	1	90.00	90.00	3,114	3,114
Pandavapura		4	2	0	0	1	0	46.36	45.15	1,677	1,532
Soundatti		1	0	0	0	1	0	51.50	8.00	2,232	580
Madikeri		3	0	9	0	1	0	109.80	69.80	4,134	2,404
Bantwala		0	0	0	0	2	0	35.68	30.00	1,265	1,325
Kaup		0	0	0	0	1	0	2.37	1.00	80	46
Ullala	1 <sup>st</sup> phase	-	-	-	-	-	-	77.94	60.50	2,562	2,228
	2 <sup>nd</sup> Phase	8	WIP	0	0	2	WIP	0	0	0	0
Hirekeruru		1	0	7	0	1	0	35.12	27.88	1,375	1,190
Honnavara		2	0	0	0	1	0	39.76	19.18	1,585	905
Kumta		2	0	0	0	1	0	68.33	49.74	2,723	1,760
Bagepalli		1	0	0	0	2	0	54.94	49.69	1,908	1,752
Chintamani		1	0	1	0	1	0	18.27	14.52	693	662
Arkalagudu		0	0	0	0	0	0	35.53	36.16	974	1,275
<b>Total</b>		<b>31</b>	<b>4</b>	<b>17</b>	<b>0</b>	<b>18</b>	<b>1</b>	<b>705.18</b>	<b>530.82</b>	<b>25,807</b>	<b>19,875</b>

P-Planned, E-executed, T-tendered, WIP-Work in Progress

## Appendix-17

(Referred to in Paragraph No. 2.13.6)

## Statement showing the details of sewage generation and its disposal by ULB




Sl. No	Name of the ULB	Sewage generation in MLD* / day	Existence of STP	Mode of disposal	Water body polluted	Remarks
1	Kundapura	3.000	No	Open drain/SWD	Netravati river	Proposal to construct STPs of 2.80/0.735/0.070 MLD capacity yet to be executed
2	Nanjanagudu	11.920	Yes	Open drain/SWD	Agricultural canal & Kapila river	7 MLD capacity exists. However, Zone I A wetwell to be completed & connected to STP
3	Pandavapura	3.058	No	Soak Pits	Agricultural fields and water bodies	Proposal to construct STP of 3 MLD capacity yet to be executed
4	Soundatti	6.646	No	Open drain	Malaprabha river	Proposal to construct STP of 4.8 MLD capacity yet to be executed
5	Kaup	0.264	No	Open drain/SWD	Arabian Sea	Proposal to construct 0.30 MLD capacity STP yet to be executed
6	Bantwala	5.225	No	Septic tanks/soak pits/open katcha drain	Netravati river	Proposal to construct two STPs (4.14+0.22 MLD capacity) yet to be executed
7	Ullala	7.810	No	open katcha drain	Back waters/ Arabian Sea	Proposed to construct two STPs (4.40+1.70 MLD). Only the construction of 4.40 MLD STP is under progress
8	Arakalgudu	2.475	No	Septic tank/leach pits/Soak pit/open drain	Agricultural fields and water bodies	Proposal to construct two STPs (1.10+1.30 MLD capacity) yet to be executed
9	Bagepalli	4.279	No	septic tank /open drain	Agricultural fields	Proposal to construct two STPs (4.30+0.55 MLD capacity) yet to be executed
10	Chintamani	5.238	No	septic tank /open drain	Agricultural fields	Proposal to construct STP of 6.40 MLD capacity yet to be executed
11	Madikeri	4.950	No	septic tank /open drain	Cauvery river	Proposed one STP of 4.50 MLD capacity was yet to be constructed
12	Honnagara	2.492	No	Septic tank/leach pits/Soak pit/open drain	Back waters/ Arabian Sea	Proposal to construct STP of 2.60 MLD capacity yet to be executed
13	Hirekeruru	3.520	No	septic tank /open drain	Agricultural fields	Proposal to construct STP of 2.44 MLD capacity yet to be executed
14	Kumta	4.156	No	Septic tank/leach pits/Soak pit/open drain	Back waters/ Arabian Sea	Proposal to construct STP of 4.60 MLD capacity yet to be executed.

\*considering 110 Litres Per Capita per Day on intermediate population

## Appendix-18



(Referred to in Paragraph No. 2.13.6)

## Results of joint physical verification of projects, where STPs were not completed

ULB	Observation	Photographs of environmental damage
Kundapura	<ul style="list-style-type: none"> <li>The untreated sewage generated in Kundapura town discharged at Badasha area and Church Road are directly discharged into Pancahagangavali river without any treatment.</li> <li>Karnataka State Pollution Control Board (KSPCB) issued instructions (June 2016) to Director, Municipal Administration, Bengaluru to take action to stop the untreated sewage discharged directly to the river.</li> <li>Joint inspection (March 2021) revealed that the status continues to be the same due to non-construction of wet wells and STP to treat the sewage.</li> </ul>	 <p><b>Picture 1: Untreated sewage mixing with river water.</b></p>
Nanjanagudu	<ul style="list-style-type: none"> <li>Sewage water from households was left directly to the drains connected to the irrigation canal at Shankarapura resulting in mixing with Kapila river waters.</li> <li>The reports of river water quality monitoring cell of KSPCB revealed a high percentage of e-coli or Thermotolerant Coliform (TC) bacteria in a stretch of 5 KM from Nanjanagudu to Hejjige. The TC count of 1700 Most Probable Number (MPN)/100 ml recorded during December 2020 was higher than the safe limit of 500 MPN/100 ml prescribed for open bathing.</li> </ul>	 <p><b>Picture 2: Polluted water from open drain joining the irrigation canal.</b></p>
Madikeri	<ul style="list-style-type: none"> <li>Sewage generated was let out to the storm water drain which finally joins river Cauvery which is the main drinking water source of Bengaluru and Mysuru cities.</li> <li>Though the Board has spent ₹ 25.86 crore for providing UGD system in Madikeri, the objective of cleansing Cauvery river from sewage water was not achieved.</li> </ul>	 <p><b>Picture 3: Polluted water flowing through storm water drain which leads to water body</b></p>



**Appendix – 18 (Contd.)**

ULB	Observation	Photographs of environmental damage
Bantwala	<ul style="list-style-type: none"> <li>The Bantwala town which generates 5.4 MLD sewage had no functioning STPs and the entire sewage was stored in septic tank/soak pit.</li> <li>Overflow from these soak pits during rainy season joins the Netravati river through open drains. The Thumbe dam built across Netravati river was the main drinking water source of Mangaluru city.</li> </ul>	 <p><b>Picture 4: Polluted water flowing through nallah which merges with Netravati river</b></p>
Hirekeruru	<ul style="list-style-type: none"> <li>The sewage water generated from households and commercial establishments in the city was flowing untreated down the storm water drain which ultimately joins the water body / agricultural fields</li> </ul>	 <p><b>Picture 5: Sewage water flowing through open drains which leads to agricultural fields</b></p>

**Appendix-19**  
**(Referred to in Paragraph No. 2.15)**  
**Statement showing poor progress in recovery of mobilisation advances.**

(Amount in ₹)

Sl. No	Name of the Division	Name of the Work	Name of the Agency	Tender Amount	Stipulated date of completion	Date of Release of Mobilisation Advance	Mobilisation Advance Released	Total Recovery (as of 31-03-2021)	Balance to be recovered	Percentage of recovery	Loss of Interest (up to 31-03-2021)
1	No.2 Division, Bengaluru	Construction of 252 (G+3) under Fast Track technology at M.R JayaRam slum, Malleswaram constituency, Bengaluru	M/s Maverick Holdings & Investments (I) Pvt Ltd. Bangalore	14,00,14,773	05-11-2018	16-05-2017	1,40,01,477	0	1,40,01,477	0	16,28,391
2	No.3 Division, Bengaluru	Construction of 588 (G+3) at different 2 slum at Rajarajeswarinagar constituency, Bengaluru	M/s Maverick Holdings & Investments (I) Pvt Ltd. Bangalore	33,00,49,600	25-06-2020	07-07-2018	1,50,82,200	0	1,50,82,200	0	12,37,154
3	Dharwad Division	Construction of 1292 houses (G+3 ) at 5 different slums in Dharwad	M/s Gowri Infra Engineers	77,75,03,000	31-05-2020	28-08-2018	3,54,00,000	0	3,54,00,000	0	27,52,471
4	No.2 Division, Mysuru	Construction of 1344 Houses (G+3) Under PMAY-HFA in Krishnaraja Constituency , Mysuru	M/s Gowri Infra Engineers	78,01,88,000	01-02-2021	03-06-2019	3,45,84,000	0	3,45,84,000	0	18,95,961
5	No.1 Division., Bengaluru	Construction of 931(GF) houses at Jayanagar, Chamrajpet & Chikpet constituency, Bengaluru	M/s Maverick Holdings & Investments Pvt Ltd. Bangalore	52,73,81,439	17-11-2019	07-07-2018	2,31,81,900	31,17,248	2,00,64,652	13	16,45,851
6	No.1 Division, Bengaluru	Construction of 1378 (GF) at different 11 slum at Vijayanagar constituency, Bengaluru	M/s Gowri Infra engineers Pvt., Ltd., Bangalore	79,20,99,000	31-05-2020	07-08-2018	3,59,00,000	91,60,316	2,67,39,684	26	21,25,255
7	No.1 Division, Bengaluru	Construction of 1607 (GF) at different 6 Slums , Vijayanagara and Govindaraja nagara constituency , Bengaluru	M/s Gowri Infra engineers Pvt., Ltd., Bangalore	89,75,33,000	01-06-2020	05-11-2018	4,20,00,000	96,45,172	3,23,54,828	23	23,32,207

**Appendix – 19 (Contd.)**

Sl. No	Name of the Division	Name of the Work	Name of the Agency	Tender Amount	Stipulated date of completion	Date of Release of Mobilisation Advance	Mobilisation Advance Released	Total Recovery (as of 31-03-2021)	Balance to be recovered	Percentage of recovery	Loss of Interest (up to 31-03-2021)
8	No.1 Division, Bengaluru	Construciton of 1845 (GF) houses at different 6 slums, Govindaraja Nagar constituency, Bengalore	M/s. Gowri Infra engineers Pvt., Ltd., Bangalore	1,04,88,25,000	01-06-2020	18-07-2018	4,81,00,000	1,29,86,346	3,51,13,654	27	28,48,535
9	No.2 Division., KSDDB, Bengaluru	Construction of 616 (GF) at different 4 slums at Sarvagna Nagar Constituency, Bengaluru	M/s. Maverick Holdings & Investments Pvt Ltd. Bangalore	35,03,04,000	27-03-2020	05-10-2018	1,59,60,200	48,16,992	1,11,43,208	30	8,31,619
<b>TOTAL</b>							<b>26,42,09,777</b>	<b>3,97,26,074</b>	<b>22,44,83,703</b>		<b>1,72,97,444</b>



**Appendix – 20**  
**(Referred to in Paragraph 1.1 of Chapter I of Part II)**  
**List of Public Sector Undertakings**

<b>Finance</b>	
1	D Devaraj Urs Backward Classes Development Corporation Limited (DUBCDCL)
2	Karnataka State Women's Development Corporation (KSWDC)
3	Dr.B.R. Ambedkar Development Corporation Limited (BRADCL)
4	Karnataka Maharshi Valmiki Scheduled Tribes Development Corporation Limited (KMVSTDCL)
5	The Karnataka Minorities Development Corporation Limited (KMDC)
6	Karnataka Thanda Development Corporation Limited (KTDCL)
7	Karnataka Vishwakarma Community Development Corporation Limited (KVCDCL)
8	Karnataka Bhovi Development Corporation Limited (KBDCL)
9	Nijasharana Ambigara Chowdaiah Development Corporation Limited (NACDCL)
10	Karnataka State Safai Karmachari Development Corporation Limited (KSSKDCL)
11	Karnataka Adi Jambava Development Corporation (KAJDC)
12	Karnataka Uppara Development Corporation Limited (KUDCL)
13	The Karnataka Handloom Development Corporation Limited (KHDCL)
14	Karnataka State Handicrafts Development Corporation Limited (KSHDCL)
15	Karnataka State Industrial Infrastructure and Development Corporation Limited (KSIIDC)
16	Karnataka Urban Infrastructure Development and Finance Corporation Limited (KUIDFC)
17	Sree Kanteerava Studios Limited (KSL)
18	Karnataka Asset Management Company Private Limited (KAMCPL)
19	Karnataka Trustee Company Private Limited (KTCPL)
20	Karnataka State Financial Corporation (KSFC)
21	Karnataka Brahmin Development Board (KBDB)
22	Karnataka Savitha Samaja Development Corporation Limited (KSSDCL)
23	Karnataka Madiwala Machideva Development Corporation Limited (KMMDCL)
24	Karnataka Arya Vysya Community Development Corporation Limited (KAVCDCL)
25	Karnataka Alemari Are-Alamari Development Corporation Limited (KAADCL)
<b>Infrastructure</b>	
26	Karnataka State Construction Corporation Limited (KSCCL)
27	Karnataka Rural Infrastructure Development Limited (KRIDL)
28	Karnataka State Police Housing and Infrastructure Development Corporation Limited (KSPHIDCL)
29	Rajiv Gandhi Housing Corporation Limited (RGHCL)
30	Karnataka Road Development Corporation Limited (KRDCL)
31	Krishna Bhagya Jala Nigam Limited (KBJNL)
32	Karnataka Neeravari Nigam Limited (KNNL)
33	Cauvery Neeravari Nigama Limited (CNNL)
34	Vishveswaraya Jala Nigam Limited (VJNL)

**Appendix – 20 (Contd.)**

<b>Infrastructure</b>	
35	Bangalore Airport Rail Link Limited (BARL)
36	Tadadi Port Limited (TPL)
37	Hubli Dharwad BRTS Company Limited (HDBRTS)
38	Invest Karnataka Forum (IKF)
39	Tumakuru Machine Tool Park (TMTP)
40	Hubballi Dharwad Smart City Limited (HDSCL)
41	Davanagere Smart City Limited (DSCL)
42	Belagavi Smart City Limited (BSCL)
43	Shivamogga Smart City Limited (SSCL)
44	Tumakuru Smart City Limited (TSCL)
45	Mangaluru Smart City Limited (MSCL)
46	Bengaluru Smart City Limited (BSCL)
47	Bengaluru PRR Development Corporation Limited (BPRRDCL)
48	Rail Infrastructure Development Company (Karnataka) Limited (RIDCKL)
49	Bangalore Suburban Rail Company Limited (BSRCL) (Non-Working)
50	CBIC Tumakuru Industrial Township Limited (CBIC)
<b>Power</b>	
51	Karnataka Power Corporation Limited (KPCL_
52	KPC Gas Power Corporation Limited (KPCGPCL)
53	Raichur Power Corporation Limited (RPCL)
54	Karnataka Power Transmission Corporation Limited (KPTCL)
55	Bangalore Electricity Supply Company Limited (BESCOM)
56	Hubli Electricity Supply Company Limited (HESCOM)
57	Mangalore Electricity Supply Company Limited (MESCOM)
58	Chamundeshwari Electricity Supply Corporation Limited (CESC)
59	Gulbarga Electricity Supply Company Limited (GESCOM)
60	Karnataka Renewable Energy Development Limited (KREDL)
61	Power Company of Karnataka Limited (PCKL)
<b>Service</b>	
62	Karnataka State Tourism Development Corporation Limited (KSTDC)
63	Jungle Lodges and Resorts Limited (JLR)
64	D. Devraj Urs Truck Terminals Limited (DDUTTLL)
65	Karnataka Food and Civil Supplies Corporation Limited (KFCSCCL)
66	Karnataka Tourism Infrastructure Limited (KTIL)

## Appendix – 20 (Contd.)

Service	
67	Karnataka State Road Transport Corporation (KSRTC)
68	Bangalore Metropolitan Transport Corporation (BMTTC)
69	North Western Karnataka Road Transport Corporation (NWKRTC)
70	North Eastern Karnataka Road Transport Corporation (NEKRTC)
Others	
71	Dr. Babu Jagjivan Ram Leather Industries Development Corporation Limited (LIDKAR)
72	Karnataka State Coir Development Corporation Limited (KSCDCL)
73	Karnataka Soaps and Detergents Limited (KSDL)
74	The Mysore Paper Mills Limited (MPM)
75	Karnataka Vidyuth Karkhane Limited (KAVIKA)
76	The Mysore Electrical Industries Limited (MEI)
77	NGEF (Hubli) Limited (NGEFH)
78	Karnataka Silk Industries Corporation Limited (KSIC)
79	Karnataka Silk Marketing Board Limited (KSMB)
80	Karnataka State Textile Infrastructure Development Corporation Limited (KSTDICL)
81	Karnataka State Minerals Corporation Limited (KSMCL)
82	The Hutti Gold Mines Company Limited (HGML)
83	Mysore Sugar Company Limited (MYSUGAR)
84	Mysore Paints and Varnish Limited (MPVL)
85	Mysore Sales International Limited (MSIL)
86	Marketing Communication and Advertising Limited (MCA)
87	Karnataka State Agro Corn Products Limited (KSACPL)
88	Karnataka State Agricultural Produce Processing and Export Corporation Limited (KAPPEC)
89	Karnataka State Pulses Abhivridhi Mandali Limited (KSPAML)
90	Karnataka Fisheries Development Corporation Limited (KFDC)
91	Karnataka Sheep and Wool Development Corporation Limited (KSAWDCL)
92	Karnataka Compost Development Corporation Limited (KCDCL)
93	Karnataka Cashew Development Corporation Limited (KCDC)
94	Karnataka Forest Development Corporation Limited (KFDCL)
95	Karnatak State Forest Industries Corporation Limited (KSFIC)
96	Karnataka State Seeds Corporation Limited (KSSCL)
97	Food Karnataka Limited (FKL)
98	Karnataka State Mango Development and Marketing Corporation Limited (KSMDMCL)
99	Karnataka Antharaganga Micro Irrigation Corporation Limited (KAMICL)

**Appendix – 20 (Contd.)**

<b>Others</b>	
100	Bangalore Bio-innovation Centre (BBC)
101	Karnataka State Small Industries Development Corporation Limited (KSSIDC)
102	Karnataka State Electronics Development Corporation Limited (KEONICS)
103	Karnataka State Beverages Corporation Limited (KSBCL)
104	Karnataka Vocational Training and Skill Development Corporation Limited (KVTSDCL)
105	Karnataka Public Lands Corporation Limited (KPLCL)
106	Karnataka Mining Environment Restoration Corporation Limited (KMERCL)
107	Science Gallery Bengaluru (SGB)
108	Karnataka State Warehousing Corporation (KSWC)
109	Karnataka Agro Industries Corporation Limited (KAIC) (Non-Working)
110	The Mysore Tobacco Company Limited (MTC) (Non-Working)
111	Karnataka Pulpwood Limited (KPL) (Non-Working)
112	The Karnataka State Veneers Limited (KSVL) (Non-Working)
113	The Mysore Match Company Limited (MMC) (Non-Working)
114	The Mysore Lamp Works Limited (MLW) (Non-Working)
115	Mysore Cosmetics Limited (MCL) (Non-Working)
116	The Mysore Chrome Tanning Company Limited (MCT) (Non-Working)
117	NGEF Limited (NGEF) (Non-Working)
118	Karnataka Telecom Limited (KTL) (Non-Working)
119	The Mysore Acetate and Chemicals Company Limited (MACCL) (Non-Working)
120	Vijayanagar Steel Limited (VSL) (Non-Working)

## Appendix No. -21

(Referred to Paragraph No. 1.19 of Chapter I of Part II)

## Statement showing the department-wise outstanding Inspection Reports\* (IRs)

Sl. No.	Name of the Department	No. of PSUs	No. of outstanding IRs	No. of outstanding Paras	Year from which outstanding
1	Commerce & Industries	17	42	338	2005-09
2	Co-Operation	1	3	36	2008-11
3	Energy	11	225	1,238	2010-11
4	Forest Ecology & Environment	6	8	50	2007-10
5	Housing	1	3	17	2011-14
6	Infrastructure Development, Ports and Inland Water Transport	5	5	30	2011-14
7	Information Technology, Biotechnology and Science & Technology	3	5	30	2003-08
8	Public Works	2	3	9	2009-12
9	Tourism	2	4	42	2014-15
10	Transport	5	91	563	2010-11
11	Urban Development	3	13	73	2007-10
12	Home	1	3	17	2011-14
	<b>Total</b>	<b>57</b>	<b>405</b>	<b>2,443</b>	

\* Pertains to PSUs under the audit jurisdiction of Office of Accountant General (Audit-II), Karnataka.